




MFJ12A-YC SERIES AC(JUNCTION BOX TYPE) WET-VALVE SOLENOID

Purpose

This series solenoid is applied to the control circuits of AC 50Hz, which voltage can reach 380V, as a power component of the hydraulic solenoid directional valve. It can be used in NG6 screw connected solenoid directional valve of REXROTH.



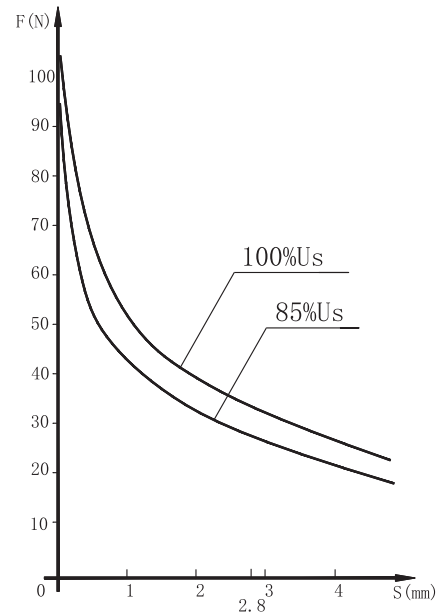
Usual Service Conditions

- It can be installed randomly.
- There is no gas or dust which can corrupt metal or destroy nonconductor. Or, it will affect the products lifetime.
- The solenoids fit for the continuous duty system or intermittent periodic duty system.
- The reasonable wave range of supply voltage is between 85%—110% (any special requirements is possible) .
- The protection is IP65 class.

Key Parameters

Code	MFJ12A-27YC	
Rated Voltage	(V)	110 220
Power Frequency	(Hz)	50
Rated Force	(N)	≥27
Rated Stroke	(mm)	2.8
Total Stroke	(mm)	≥6
Static Oil Pressure	(MPa)	21
Start VA	(VA)	≤154
Holding VA	(VA)	≤58
Operating Frequency	(T/h)	12000

Stroke-Force Curve



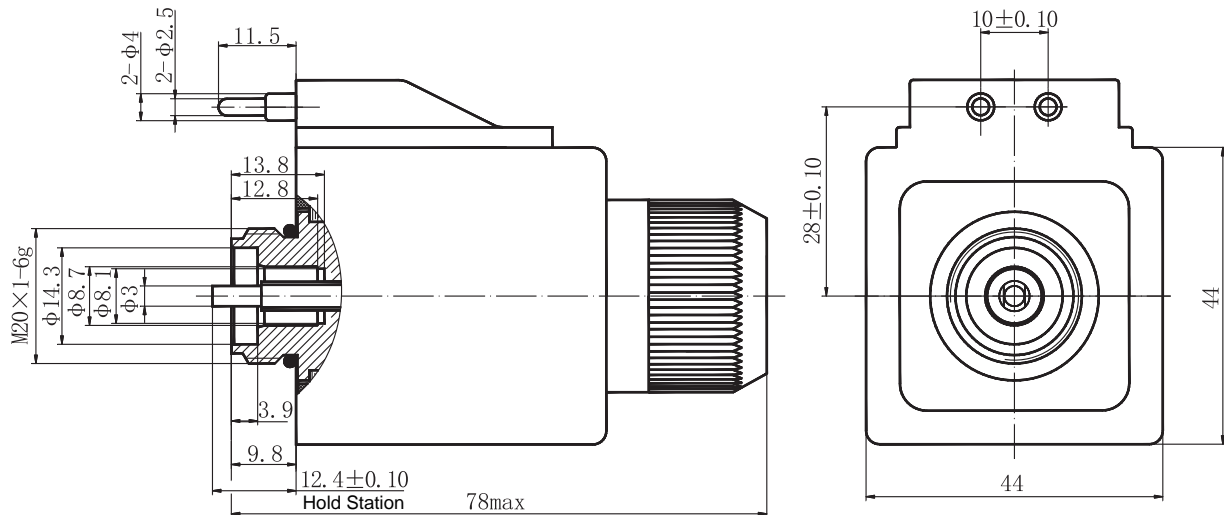
Purchase Code

Valve-Using Solenoids	AC	Design Code	Rated Force (N)	Wet
MF	J	12A	27	YC



Externality & Installation Dimensions

Product Code: MFJ12A-27YC



Operating Notice

- The pushpin of the solenoid is used in adjustment or sometimes in emergency, but when the backpressure of the system is higher, please use screwdriver to push it, not strike it. The wallop can destroy the pushpin and the surface of the leading hole, or the solenoid will leak oil or cannot reposition.
- When solenoid is used in double directions, remember the solenoids cannot be energized at the same time in order to prevent the solenoids from burning.
- There is a protector of over-current between electrical control system and solenoid, in order to prevent the solenoid and the electrical component from burning in improper conditions.

Explanation Of Sample

- If client have special requirements, we can adjust the connect dimension, the extended length of push pin, and the supply voltage between solenoids and valve body.
- Characteristic curve for reference only.
- The main performance parameter is obtained in the conditions of lab. Finally explanation and changing of the parameters by KAIDI.