



Purpose

This series solenoid is applied to single-phase full wave rectifying DC power supply control circuits; which voltage can reach 220V, as a power component of the hydraulic solenoid directional valve. It can be used in NG6, NG10 screw connected solenoid directional valve of REXROTH.



Usual Service Conditions

- It can be installed randomly.
- There is no gas or dust which can corrupt metal or destroy nonconductor. Or, it will affect the products lifetime.
- The solenoids fit for the continuous duty system or intermittent periodic duty system.
- The reasonable wave range of supply voltage is between 85%—110% (any special requirements is possible) .
- The protection is IP65 class.

Key Parameters

Code	MFZ12-25YC	MFZ12-37YC	MFZ12-90YC
Rated Voltage (V)	12 24 110 220	12 24 110 220	12 24 110 220
Rated Force (N)	≥25	≥37	≥90
Rated Stroke (mm)	2.8	2.8	4
Total Stroke (mm)	≥6.1	≥6.1	≥9
Consumed Power (W)	≤26	≤30	≤36
Static Oil Pressure (MPa)	21	21	21
Operating Frequency (T/h)	12000	12000	12000

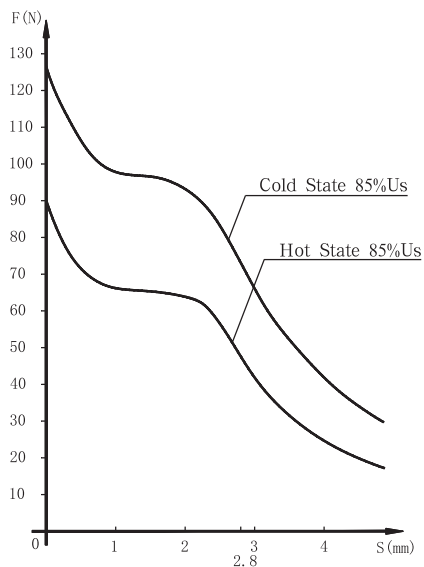
Purchase Code

Valve-Using Solenoids	DC	Design Code	Rated Force (N)	Wet
MF	Z	12	25/37/90	YC

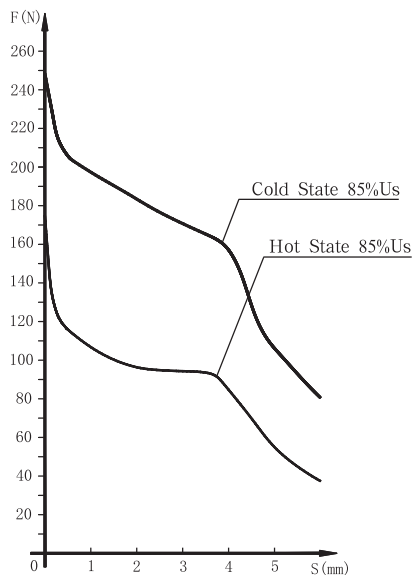
If the products are used for the engineering machinery or the other worse environment, please add RX after the Purchase Code YC. For example: MFZ12-37YC RX, MFZ12-90YC RX.



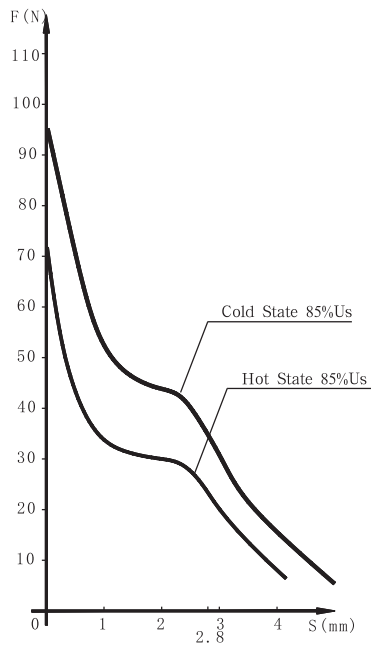
Stroke-Force Curve



MFZ12-37YC



MFZ12-90YC

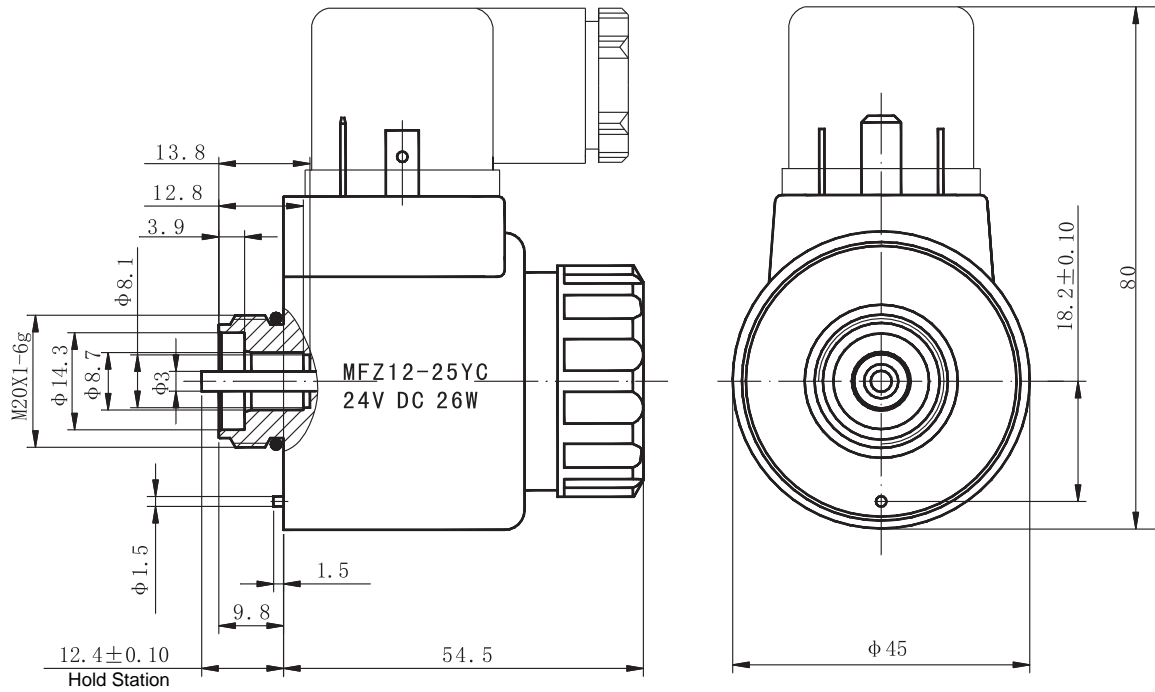


MFZ12-25YC

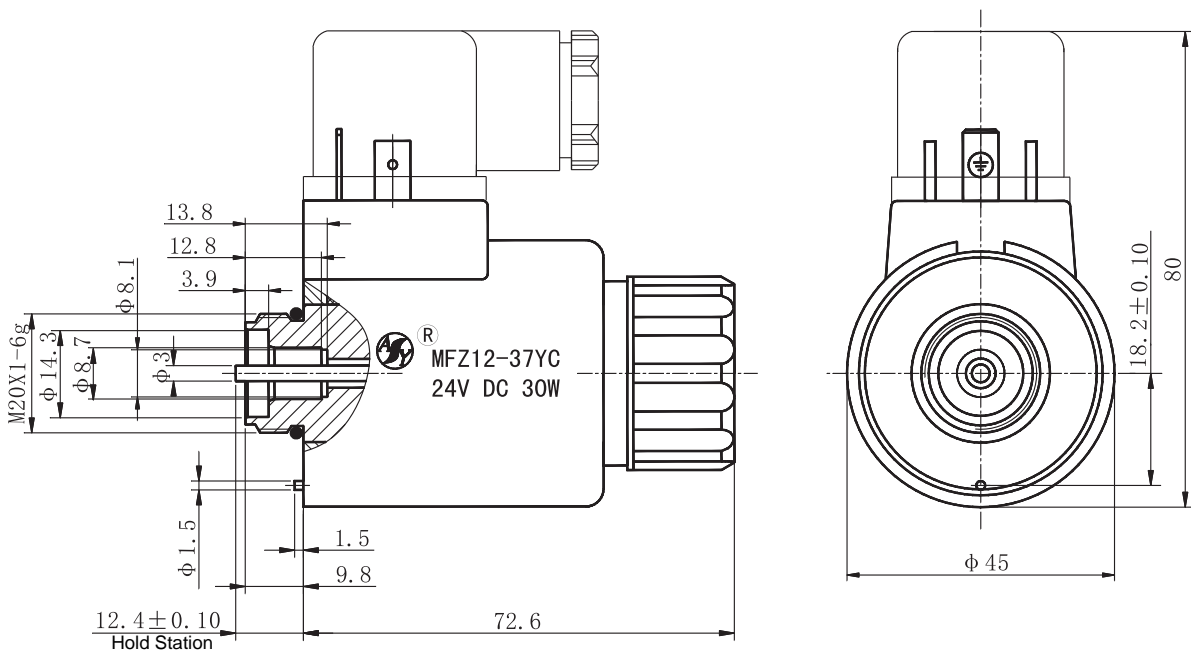


Externality & Installation Dimensions

Product Code: MFZ12-25YC

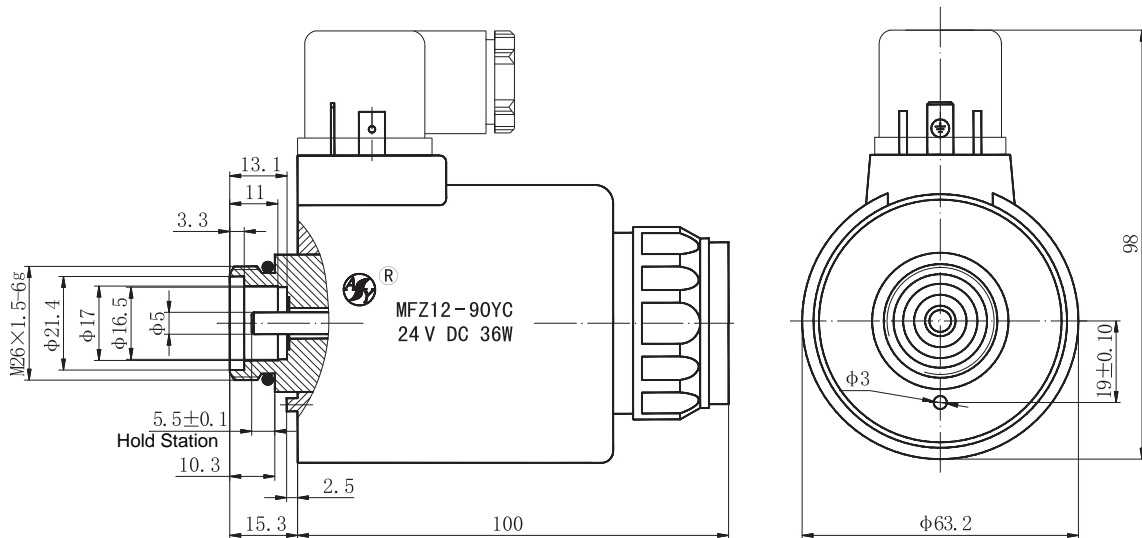


Product Code: MFZ12-37YC





Product Code: MFZ12-90YC



Operating Notice

- The socket, which solenoids used, is according to IS04400 standard. Including two specifications: indicator light & without light. You can choose according to your requirements. The voltage of the socket, with indicator light, must conform to the voltage of solenoid itself.
- The pushpin of the solenoid is used in adjustment or sometimes in emergency, but when the backpressure of the system is higher, please use screwdriver to push it, not strike it. The wallop can destroy the pushpin and the surface of the leading hole, or the solenoid will leak oil or cannot reposition.
- When solenoid is used in double directions, remember the solenoids cannot be energized at the same time in order to prevent the solenoids from burning.
- There is a protector of over-current between electrical control system and solenoid, in order to prevent the solenoid and the electrical component from burning in improper conditions.
- When the supply power is AC, you can choose MFB12-YC; the capability is the same with MFB12-YC.

Explanation Of Sample

- If client have special requirements, we can adjust the connect dimension, the extended length of push pin, and the supply voltage between solenoids and valve body.
- Characteristic curve for reference only.
- The main performance parameter is obtained in the conditions of lab. Finally explanation and changing of the parameters by KAIDI.